



## Stackable Modular Hybrid Inverter Battery LiFePO4 For Residential

### Our Product Introduction

#### Basic Information

- Place of Origin: China
- Brand Name: XWELL
- Certification: UN38.3, MSDS, UL, CB, BIS, PSE, GB4943.1 safety standard, CE, FCC, ROHS, battery UN38.3, MSDS, UL, CB, BIS, PSE
- Model Number: XW-2560W
- Minimum Order Quantity: 1 pcs
- Packaging Details: Carton
- Delivery Time: 7-10 working days
- Payment Terms: L/C, D/A, D/P, T/T, Western Union, MoneyGram
- Supply Ability: 5000 pcs per month



#### Product Specification

- Cycle Life: 6000 +Cycles(80%DOD)
- Max Discharge Current: 50A
- Dimension: Width:135±1mm
- Communication Interface: RS485, RS232, CAN
- Internal Impedance:  $\leq 0.8\text{m}\Omega$
- Cell Type: LiFePO4
- Standard Charge Voltage: 58.4V
- Max Charge Current: 40A
- Parallels Function: Support 8 Units In Parallels
- Discharge Cut-off Voltage: 40V
- Highlight: **Hybrid Inverter Battery LiFePO4,  
Hybrid Inverter Battery Residential,  
Modular Stackable LiFePO4 Battery**

## Product Description

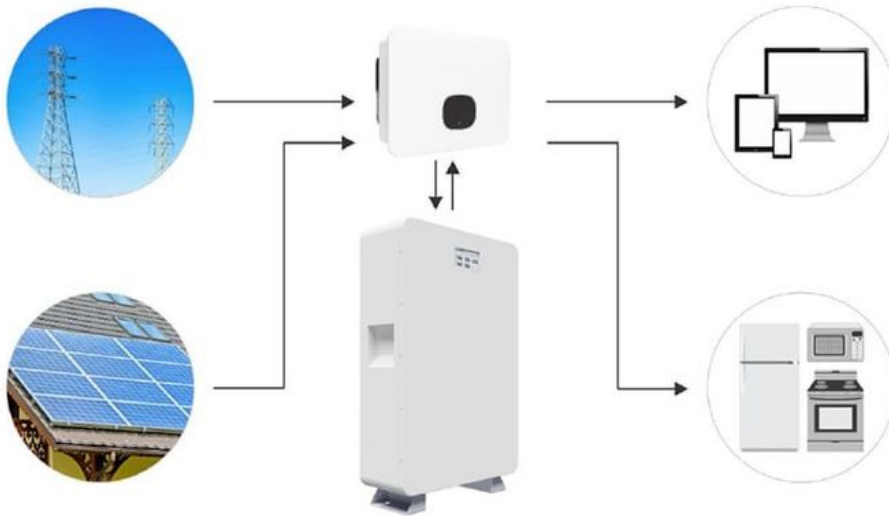
### Home Energy Storage System Nominal Voltage Stackable Modular Lithium Home Solar Hybrid Inverter Home Battery

#### Home Energy Storage System Description

many residential battery storage systems are designed to be "smart" systems, which means that they can be programmed to optimize energy usage based on various factors, such as weather patterns, time of day, and electricity prices. For example, the system may charge the batteries during times when electricity prices are low and discharge the batteries during times when prices are high, which can help maximize savings.



## Connection diagram



### Home Energy Storage System Specification

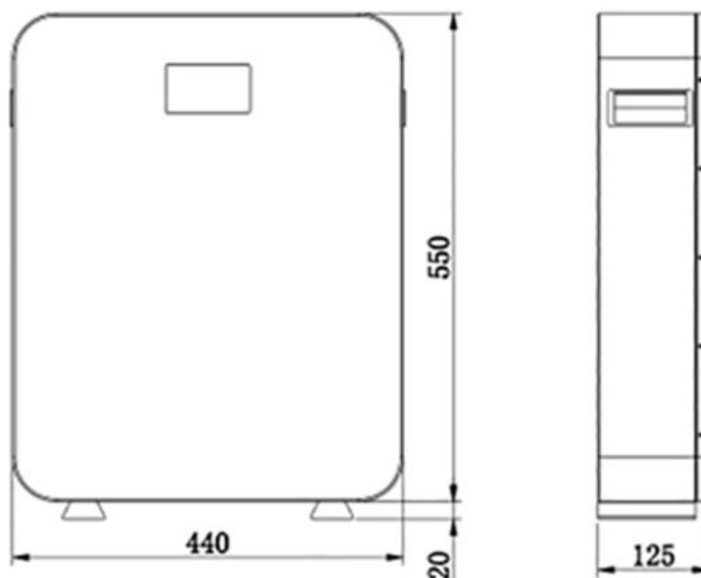
No.	Item	General Parameter	Remark
1	Material system	Lithium iron phosphate	/
2	Typical Capacity	50Ah	0.5C Standard discharge
3	Operating voltage range	2.5~3.65V	/
4	Nominal Voltage	3.2V	Mean Operation Voltage
5	Standard Charge Voltage	3.6V	By standard charge method
6	Internal Impedance	$\leq 0.8\text{m}\Omega$	1kHz 2%SOC
7	Dimension	Thickness: $\leq 37.5\text{mm}$	Initial Dimension
		Width: $135\pm 1\text{mm}$	
		Hight: $192\pm 1\text{mm}$	
8	Weight	$\leq 2.03\text{ Kg}$	
9	Standard charge current	0.5C	0.5C constant current, 3.65V constant voltage charge to 3.65V, continue charging till current decline to $\leq 0.05\text{C}$
10	Maximum Charging Current	50 A	$25\pm 2$
11	Standard discharge Current	0.5C	$25\pm 2$
12	Maximum discharge current	50 A	$25\pm 2$
13	Maximum Discharging Current	100A(2C)	25 , 50%SOC, 30s

Home Energy Storage System  
Operation Pannel



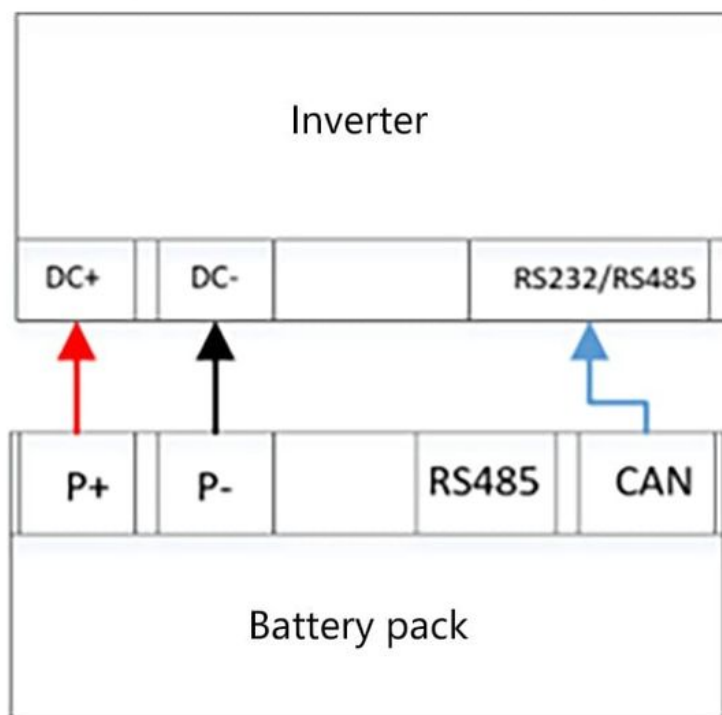
- ① Output negative pole
- ② Output positive pole
- ③ RS232 communication port (software update)
- ④ RS485/CAN communication port (communicate with inverter)
- ⑤ Switches for address

#### Home Energy Storage System Size



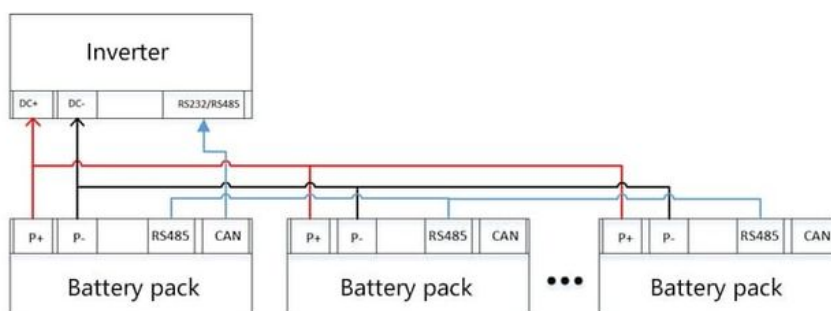
#### Home Energy Storage System Single Battery Pack Wiring Diagram

## Single battery pack wiring diagram



## Home Energy Storage System Parallels Connection Wiring Diagram

### Parallel connection wiring diagram of multiple battery packs



## FAQ

**Q: What is your MOQ?**

**A:** There is no MOQ and we also support a sample service.

**Q: How about the payment terms?**

A: T/T, Paypal, Wire Transfer and Online Transfer are all acceptable.

**Q: Is the battery kit equipped with BMS?**

A: Yes, our battery kit comes complete with the BMS and all the accessories needed to assemble the battery pack. Customers can assemble their own battery packs if they have enough batteries.

**Q: What options are available for the BMS that comes with the battery kit?**

A: 100A/150A/200A BMS are available for customers to choose.

**Q: What are the advantages of your battery kits?**

A: Our kits have the following advantages:

Stackable

External port can pass 250A current individually

The internal BMS is compatible with CAN and RS485 communication and can communicate with a wide range of inverters without complex commissioning

The PCB boards are soldered with the corresponding wires for the customer to assemble in order

The external LCD display shows the basic parameters

The side clamping plates apply pressure to the battery for better clamping

Equipped with a weak switch for greater safety

Complimentary 485 adapter cable for connection to the PC

**Q: What is the shipping time limit for battery kit?**

A: The transit time is approximately 35-38 business days.

**Q: What should I do when I receive the battery kits?**

A: First open the box when you sign for it to check that the contents have not been damaged in transit, and then double check that the battery kit is complete with all the accessories.

**Q: Why has my logistics information not been updated?**

A: The goods will be shipped by UPS or a local shipping company, but due to the tedious process of shipping across borders, the logistics information will not be updated for a while until the goods arrive in your country. It is only when the goods are picked up by the local carrier and ready for dispatch that the logistics status will be updated accordingly.

**feature**

1. Plug in batteries then working, easy to install and set up

2. CTP tech to save battery size and reduce weight

3. Built in double industrial heavy-duty power switch to warranty battery safety

**XWELL** GUANGDONG XWELL TECHNOLOGY CO., LTD.



+86 18620492985



sales@esslithiumbattery.com



esslithiumbattery.com

Room 322, Building 3, No. 801, Qiaoxing Avenue, Xiaoluo Village, Shatou Street, Panyu District, Guangzhou, China